

PRODUCT CATALOG

SITESCAPES

VOLUME 20

SHAPE SUBSTANCE STYLE

SHAPE SUBSTANCE STYLE



SiteScapes is a manufacturer dedicated to providing a comprehensive line of durable steel site furnishings. SiteScapes products offer unlimited flexibility for design and landscape professionals, while providing quick and easy installation for contractors, maintenance crews or municipal personnel. Products include benches, trash receptacles, planters, bike racks, tables, tree grates and guards, and more.

PRODUCT CATALOG

SITESCAPES

VOLUME 20

CONTENT

Resources / Sustainability		4-5
CityView	Seating	8-9
	Receptacles	10-11
	Tables	12-13
	Ash / Planters	14-15
Newcastle	Seating	16-17
	Receptacles	18-19
Wynne	Tables / Seating	22-23
Stadium	Tables / Seating	24-25
	Drink Rails	26-27
TallGrass	Seating	28-29
	Receptacles	30-31
	Tables	32-33
Public Metro	Tables / Seating	34-35
Fuse	Seating	38-39
Umbrellas		40-41
WestPort	Seating	42-43
	Receptacles	44
	Tables / Seating	45
FallCreek	Chairs	46-47
Canopy	Seating	48-49
Avondale	Seating	50-51
	Tables / Seating	52
	Receptacles	53
Jordan Creek	Seating /Planters	54-55
Arlington	Seating	56-57
Meridian	Seating	58
	Receptacles	59
New York	Tables / Seating	60
Halo	Receptacles	61
Cambridge	Receptacles	62
Echo	Receptacles	63
Circle Rack	Bike Parking	64
Apex	Bike Parking	65
Athens	Bike Parking	66
Bike Post	Bike Parking	67
A-Frame	Bike Parking	67
Custom		68-69
Finishes and Warranty		70-71



CONTACT

SiteScapes Inc. at
 info@sitescapesonline.com
 888.331.9464
 SiteScapesOnline.com

Cover images:
 Front: NewCastle receptacle
 and Westport backless seating.
 Back: CityView tables and chairs.

SiteScapes products are made in the USA

Prices and specifications are subject to change. All prices F.O.B. factory. All shipping weights include crate enclosures and are estimates that may vary. Payment terms are 2% Prox 10 with prior credit approval.

© SiteScapes Inc. All Rights Reserved. Printed in USA.

RESOURCES & SUSTAINABILITY

Resources & Design Tools

SiteScapes offers a broad range of easily accessible design tools online to help you build your project. Go to SiteScapesOnline.com/design-tools.asp to access these resources.



Product Options

SiteScapes products are offered with several standard options.



Photography

Download hi-resolution photo examples at our website.



CAD Drawings

Get detailed 2D and 3D illustrations CAD drawings for engineering and scaled plans.



Sketchup Models

Download 3D models of our products for your next architectural or landscape project.



BIM Objects

Building Information Modeling 3D models of the full range of products.



CSI/Guide Spec

Use our site to search for technical specs and guides about our products.



Brochures

Download single page specs and imagery in an easy to share brochure.



Color & Finishes

View SiteScapes Standard color offerings and learn about our multi-step powder-coating process.



Sustainability

View detailed sustainability information in LEED, SITES, Green Globes and Living Building format.



Warranty

SiteScapes warranties offer piece of mind. View full details by product type online.



Sustainability & Environmental Information

SiteScapes thoroughly recognizes the critical importance of utilizing recycled materials in their benches and receptacles and embraces the opportunity to take part in the “Green Building” movement.

STEEL: SiteScapes, Inc. purchases its steel materials from steel mills that primarily utilize Electric Arc Furnace (EAF) technology. The EAF technology makes use of post-consumer scrap steel by melting it down for reuse in new steel materials.



SiteScapes, Inc. products are manufactured of primarily steel flat bar, steel solid square bar and steel sheet materials. As you can see from the data below, our mill vendors report excellent levels of recycled content in each of these materials allowing SiteScapes, Inc. to provide environmentally friendly steel products for use in “Green Building” applications or Sustainability programs.

Product Recycled Content
Steel Bar Products 99%
Steel Sheet Products 70%

Ductile Cast – Bench Ends: SiteScapes, Inc. ductile cast iron bench ends are poured with 60% post-consumer materials and 40% nodular pig iron. In addition, a small percentage of the make up of the nodular pig iron (iron ore, coke and limestone) is also post-consumer resources.

Gray Cast – Tree Grates: All tree grate base materials are 100% post-consumer materials. These materials are derived from the melting of shredded auto bodies, scrap steel, used engine blocks and more. No pig iron is utilized in this production process.



WOOD: SiteScapes, Inc. purchases its wood materials from IBAMA (Brazilian Institute for the Environment and the Renewal of Natural Resources) registered mills. All wood is certified to provide the product origin and compliance with all legal log harvesting policies. In addition, these mills participate in “Fields to Forests” reforestation programs. As a result, a tropical tree is replanted in a certified plantation program for every 500 board feet of lumber supplied.



RECYCLED PLASTIC: High Density Polyethylene (HDPE) is the only product used as the raw material base in the production of these items. No other products—such as wood, pulp, wood fiber or fiberglass—is used. 60% of all items used on our products derive from post consumer (recycled) or post industrial (scrap) materials.

As part of the Materials and Resource credits, Sustainability offers points for products that are extracted and manufactured locally. Sustainability has defined locally as a 500 mile radius from the project’s location. Because SiteScapes is located in Lincoln, NE we can provide site furnishings to a large section of the Midwest that meet this criteria.

Other possible points include: SS 4.2 Bike Storage, SS 5.2 Open Space, MR Prerequisite Collection of Recyclables, MR 4.1 Recycled Content 10%, MR 4.2 Recycled Content 20%, and MR 7.0 Certified wood.


For more information check out:
SiteScapesOnline.com/sustainability.asp

SOLAR

VITAMIN 'D' FOR YOUR PHONE

Sit in the shade while
the sun charges you up.

See all options at SiteScapesOnline.com



The original SiteScapes aluminum umbrella now offers solar powered USB fast charging for mobile devices, allowing users to stay connected in the outdoor spaces they frequent. Powered by Sunbolt™, SiteScapes solar umbrella is perfect for charging phones, tablets, and laptops on the go while maintaining the aesthetics and durable shade cover of SiteScapes aluminum umbrella collection. Aluminum and Solar powered umbrellas can be fitted with most of SiteScapes carousel style tables and are available in a multitude of color combinations.

You can now incorporate four Solar photovoltaic module panels into the panels of the SiteScapes umbrella to provide power to three dual USB chargers. These solar panels will continually capture the sun's rays and charge the lithium iron phosphate battery used to power the USB ports.

Benefits Include:

- › Availability for 6 users at once
- › Solar system will provide continuous charging during full sun without ever using the battery bank.
- › (2) 18Ah Lithium Iron Phosphate batteries provide 400+ Wh of charging capacity, enabling 30-50 average daily charges.
- › Durable permanently mounted structure rated to withstand 185 mph wind gusts
- › Clean and tamper proof, wiring is hidden and contained within the unit.
- › Allows for outdoor work spaces.
- › Bluetooth-enabled smart charge controller and App provides real-time and historical charging data.
- › Promotes clean and green energy.



SITESCAPES



CITYVIEW

Seating

A popular vertical strap design, the CityView bench is suited for many urban seating solutions. In addition to requiring no assembly, this bench remains maintenance free.

Options

- › 6- or 8-foot length
- › Straight back, arched back or backless
- › Steel bar ends, cast iron ends or armless
- › Optional center armrest
- › Powder coat or DuraCoat finish in choice of colors

Materials

- › Seat Straps – 5/16" x 1 1/2" steel flat bar
- › Support Pipe – 1" dia. schedule 40 steel tubing
- › End Units – 1" square solid steel bar or ductile cast iron
- › Foot Plates – 1/4" x 1 1/2" stainless steel



Steel Bar Ends



Cast Iron Ends



No Armrests



Steel Radius Ends



Backless Cast Iron Ends



Backless Steel Bar Ends



Arch Back



Receptacles

The CityView receptacles are durable trash containers with style. These receptacles bring balance to any urban setting while providing capacity for essential everyday refuse and recycling concerns.

Options

- › 40-, 36- or 32-gallon capacity
- › Top, side door with latch or sidedoor with keyed lock
- › Surface, surface pedestal or embedded pedestal-mount
- › Flat, dome, ash or enclosed top
- › Powder coat or DuraCoat finish in choice of colors
- › Recycling options available on all receptacles

Materials

- › Vertical Straps – 5/16" x 1 1/2" steel flat bar
- › Outside Support Strap – 1/4" x 2" steel flat bar
- › Top Ring – 5/8" dia. solid steel round bar
- › Foot Plates – 1/4" x 1 1/2" stainless steel
- › Lid – 14ga. spun steel lid
- › Dome – 12ga. spun steel dome
- › Ash Inlay – 13ga. stainless steel ash pan
- › Liner – high density polyethylene with handles



CITYVIEW



Top Opening



Side Door



Pedestal



Dual Body



Flat Top




Dome Top



Ash Top



Enclosed Top



Tables / Chairs

CityView tables utilize the signature collections vertical straps in a multitude of options and configurations. Stainless steel table tops provide maximum durability. Tables are offered in free-standing, carousel and picnic styles, and require minimal assembly.

Options

- › Table size from 36- to 96-inches
- › Round, square, ribbon or rectangular table top shape
- › Variety of seating capacities or without seating
- › Freestanding pedestal-, four leg base-, surface- or embedded-mount
- › Carousel or center-post-suspended attached seating
- › Optional umbrella with fixture and hardware
- › ADA accessible options available on all tables

Materials

CityView Table materials vary greatly with build and configuration. Please refer to each item for product specific details.



CITYVIEW



Free Standing



Four Leg



Surface



Carousel



Suspended



Picnic



Ash Urns

CityView stand alone ash urns can be utilized in multiple environments and complete the CityView collection. These flair top urns include a stainless steel ash pan for cigarette collection and keep trash containers ash free. This product will surface mount to any concrete slab and has a removable ash tray for easy cleaning.

Materials

- › Vertical straps – 1/4" x 1 1/2" steel flat bar
- › Top ring – 5/8" dia. solid steel round bar
- › Support ring – 1/4" x 2" steel flat bar
- › Support Bars – 1/2" x 1" Steel flat bar
- › Foot plates – 5/16" x 1 1/2" stainless steel
- › Ash inlay – 13ga. stainless steel ash pan



CITYVIEW



Planters

CityView planters provide color and life to otherwise inorganic settings. Twenty-two gallon liners provide potting volume suitable for a large variety of plantings.

Materials

- › Vertical straps – 5/16" x 1 1/2" steel flat bar
- › Top ring – 5/8" dia. solid steel round bar
- › Support ring – 1/4" x 2" steel flat bar
- › Support Bars – 1/2" x 1" Steel flat bar
- › Foot plates – 1/4" x 1 1/2" stainless steel
- › Liner – High Density Polyethylene liner with handles



Ash Urn



Planter



NEWCASTLE

Seating

The NewCastle series is a contemporary collection of backed and backless park benches featuring a unique laser-cut steel plate bench end and horizontal straps.

Options

- › 6- or 8- foot lengths
- › Backed or backless
- › Optional center arm
- › Powder coat or DuraCoat finish in choice of colors

Materials

- › End Units – 3/4 laser-cut steel plate
- › Seat Straps – 1/4" x 1 1/2" steel flat bar
- › Support Tubes – 1" dia. schedule 40 steel tubing
- › Foot Plates – 2" x 3" Stainless Steel



Backed



Backless

NEWCASTLE



Receptacles

NewCastle receptacles offer a contemporary design that allows for side entry access. Split liners allow for separation of waste and recycling streams and can be easily customized to suit your needs.

Options

- › 36- or 2 x Split 18- gallon capacity
- › Powder coat or DuraCoat finish in choice of colors
- › Recycling options available on all receptacles

Materials

- › Vertical Straps – 5/16" x 1 1/2" steel flat bar
- › Opening Support Bars – 3/8" x 7/8" steel flat bar
- › Support Rings – 1/4" x 2" steel flat bar
- › Support Bars – 1/2" x 1" steel flat bar
- › Foot Plates – 1/4" x 1 1/2" stainless steel plate
- › Lid – 24" 12ga. wall steel spun
- › Liner – high density polyethylene with handles



NEWCASTLE

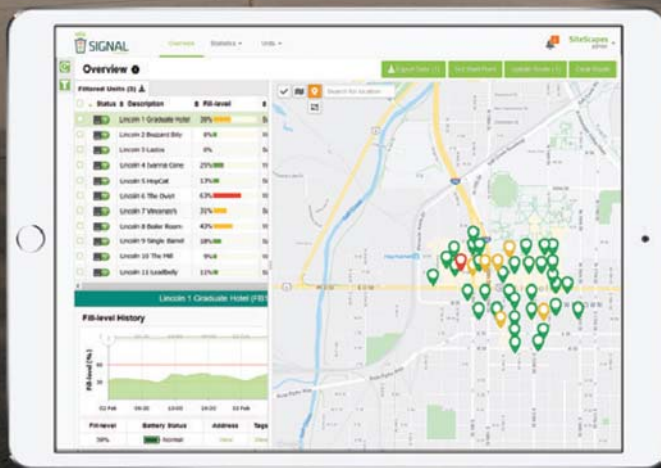


Trash Receptacle

SIGNAL

SMARTER THAN USUAL

What if your receptacle could text you when it was full? Signal can.



Signal by SiteScapes is a smart ultrasonic sensor installed within trash receptacles that monitors fill-level, temperature, location, collection history, and more. Signal measures the receptacle fill-level status and sends real time data wirelessly to the accompanying network. Obtaining real time receptacle data allows for maximum collection efficiency and cost savings.

Save time and money spent collecting half full waste bins and relocate those resources to more productive endeavors. Plan collection routes more efficiently with Signal's accompanying web based software. Receive notifications when fill levels spike or bins report fire hazards. Rest easy knowing your receptacles are monitored by Signal.



Temperature and tilt sensors



GPS location tracking



Monitors liquids & solids



Replaceable lithium battery

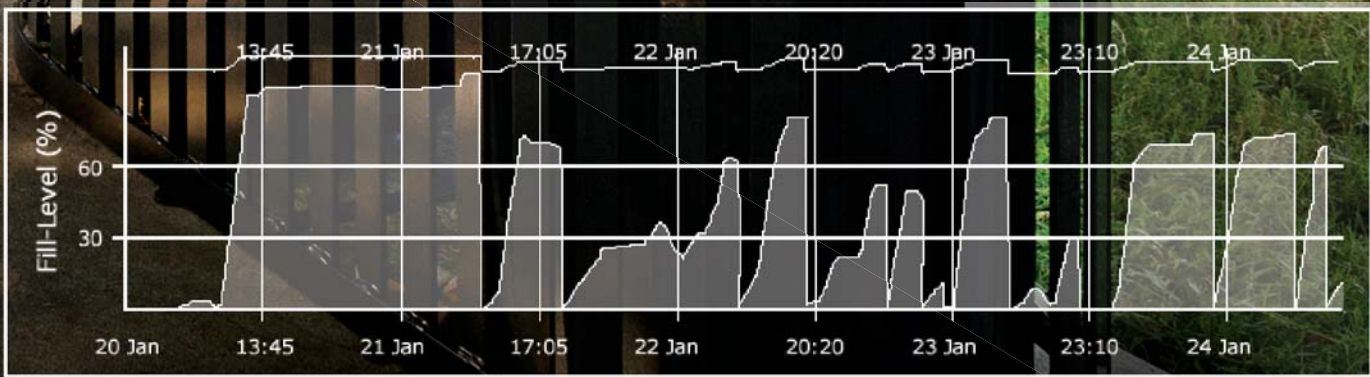


Wireless data transmission



Attachable to any type of container

See all options at SiteScapesOnline.com



SITESCAPES

WYNNE



WYNNE

Tables

This beautiful contemporary design fuses a robust steel or aluminum frame with recycled plastic seating and table surface. Wynne style picnic tables are offered in a number of styles and can be surface-mount, embedded-mount or freestanding.

Options

- › 36- or 48-square, or 6- or 8-foot picnic include 2, 3 or 4 seats or 6- or 8-foot benches
- › Freestanding, surface or embedded-mount
- › Optional umbrella with fixture and hardware
- › ADA accessible options available on all tables

Materials

- › Table Top/Seat Slats 1" x 6" nominal lpe/recycled plastic slats
- › Frame - 2 1/4" x 1/4" formed steel angle
- › Support Plates - 1/4" steel plate
- › Surface Plates - 1/4" stainless steel plate



Wynne Square



Picnic Table



STADIUM

Tables / Seating

Enjoy the action of the game in comfort with the SiteScapes Stadium Collection. Available in bar height or dining height, this baseball themed collection can incorporate team or sponsor logos and is perfect for any sports venue.

The Stadium Collection table is made with corrosion-resistant stainless steel and is available with a 24-inch round, square or home-plate-shaped table top. Each aluminum chair features its own 90 degree in-line swivel.

Options

- › Dining Height: Excellent for café style areas, 19-in. seat height
- › Bar Height: Perfect for elevated-view or tiered seating, 30-in. seat height
- › Wall Mount Tables: Ideal for standing-room-only spaces, mounts via 1/2" o.d. concrete wedge anchor
- › ADA accessible options available on all tables
- › Stadium collection table tops are offered in round, square and home plate shapes and can be outfitted with custom patterns and logos.

Materials

- › Table Top – 12ga. stainless steel
- › Table Support – 2 3/8" o.d. steel tube
- › Chair Frame – 7/8" aluminum tube
- › Seat Panel/Backrest – 10ga. perforated aluminum
- › Chair Support – 2 3/8" o.d. steel tube
- › Base Plates – 8" square 3/8" thick stainless steel plate
- › Foot Rests – 5/8" solid steel rods



Embedded Mount



Backless Embedded



Diamond



Square



STADIUM

Drink Rails

Stadium bar height drinkrails are custom designed and manufactured product that provide comfort while allowing flexibility for virtually any stadium or entertainment venue. Bar height drinkrails allow for standing room countertops or elevated seating options. These heavy duty stainless steel tables are built to your specifications and include options such as bar height, dining height, wall mount or integrated angles to name a few.

These products are a great way to transform your concourse or suite into an area allowing for more socializing, more movement and more visibility than a traditional seat all while generating additional revenue for a ticketed seat. In addition, these products can easily incorporate franchise colors and/or logos.

Options

- › Bar or dining height and table length
- › Countertop depth
- › Optional fall protection guard fencing
- › Powder coat or DuraCoat finish in choice of colors

Materials

- › Solid Table top – 11ga. stainless steel
- › Upright Tubes – 3" x 1/8" wall steel tubing
- › Table Top Supports – 7ga. Steel Plate
- › Mounting plate – 3/8" stainless steel plate
- › Fall Protection Rail – 1/2" Sq. Steel Bar

Optional Fall Protection Fencing



Dinning Height



Bar Height



Dinning Height
Fall Protection Fencing



Bar Height
Fall Protection Fencing





TALLGRASS

Seating

A variation of the JordanCreek, TallGrass seating utilizes a square tubing frame and accentuates its natural surroundings while blending into a variety of urban settings.

Options

- › 6- or 8-foot length
- › Backed or backless
- › Optional center armrest
- › Powder coat or DuraCoat finish in choice of colors

Materials

- › Frame – 1 1/2" sq. x 11ga. wall steel tubing
- › Panels – 7ga. steel sheet metal
- › Foot Plates – 1 1/2" x 4" stainless steel



Backed



Backless

TALLGRASS



Receptacles

Utilizing the TallGrass pattern, this receptacle is built in many variations, including a compact efficient receptacle, a square receptacle and a large round body receptacle.

Options

- › 40-, 36- or 20-gallon capacity
- › Flat, dome, ash or enclosed top
- › Powder coat or DuraCoat finish in choice of colors

Materials

Small Round

- › Container – 7ga. steel shell
- › Dome Lid – removable

36 Gallon Square

- › Frame – 1 1/2" sq. x 11ga. wall steel tubing
- › Panels – 7 ga. steel sheet metal
- › Foot Plates – 1 1/2" x 4" stainless steel
- › Hinged lid – 14 ga.

36 Gallon Round

- › Container – 7ga. steel shell
- › Support Bars – 1" x 3/4" steel flat bar
- › Lid – 24" x .075" wall steel lid



TALLGRASS



Flat Top



Dome Top



Ash Top



Flat Top



Dome Top




Ash Top



Enclosed Top

TALLGRASS



Tables

TallGrass tables utilize beautiful natural grass pattern laser cut panels and square tubing that are standard throughout the furniture collection. Chair patterns are laser-cut and can be customized to included neighborhood logos or simple graphics.

Options


- › 36- or 48-inch table top dimensions
- › Round or square table top
- › Three backed, four backed, three flat, or four flat carousel chairs
- › Optional umbrella with fixture and hardware
- › Powder coat or DuraCoat finish in choice of colors.

Materials

- › Solid Table top
- › Round – 12ga. spun stainless steel table top
- › Square – 7ga. stainless steel table top
- › Center post – 4" Sq. x 1/8" wall steel tubing
- › Frame – 1 1/2" Sq. x 11ga. Wall Steel Tubing
- › Panels – 11ga. Steel Sheet Metal



TALLGRASS



Carousel



Suspended

A photograph of the Public Metro outdoor seating set. It features a round, light blue table with a perforated aluminum top. The table is supported by a heavy-duty base with four legs. Surrounding the table are several chairs with perforated aluminum seats and backs, mounted on a tubular frame. The set is located on a paved patio area with some landscaping in the background.

PUBLIC METRO

PUBLIC METRO

Tables / Seating

The Public Metro is a modular seating design suitable for a variety of public settings. Each tubular seat is individually mounted to the heavy duty base and is available in straight or custom curved configurations.

Options

- › 36- or 48-inch table top dimension
- › Round or square table top
- › Three backed, four backed, three flat, or four flat carousel chairs
- › umbrella or none
- › Powder coat or DuraCoat finish in choice of colors

Materials

- › Seat Panels – 1/8" punched aluminum
- › Seat Frames – 7/8" dia. x .095 wall aluminum tubing
- Support Legs – 2" dia. x 1/8" wall steel tubing
- › Support Pipe – 3" o.d. steel tubing
- › Surface Plates – 7 1/2" dia. x 1/4" thick stainless steel plate



Free Standing



Surface Mount



Backed



Custom Radius



Backless



Suspended

CITYVIEWS



See all Cityview tables starting on pages 12-13

CITYVIEWS EVERYWHERE

The perfect compliment.

CityView tables and chairs utilize a vertical strap design and are suited for many urban seating solutions. Tables are offered in a number of configurations ranging from independent free standing patio tables to more robust surface mounted carousel styles.



SITESCAPES



FUSE

FUSE

Seating

FUSE is a simple fusion of materials with a very contemporary feel. The seat surface utilizes Ipe hardwood, while the bench ends and back are constructed of durable steel plate with rounded contours giving it a very modern figure.

Options

- › 6- or 8-foot lengths
- › Backed or backless
- › Optional center arm
- › With and without armrests
- › Powder coat or DuraCoat finish in choice of colors

Materials

- › Bench Ends
1/4" laser cut steel plate or
1/4" aluminum plate
- › Seating Surface
2" x 4" Ipe hardwood slats or
2" x 4" recycled plastic slats
2" x 4" bamboo
- › Backrest - 1/4" laser cut steel plate



Backed



Backless



UMBRELLAS

SiteScapes umbrella collections are the perfect shade solution for table sets and outdoor spaces. Umbrella offerings include canvas, perforated aluminum panels and solar powered charge stations, each with its own unique benefits for your space.

- › Canvas umbrellas utilize Sunbrella fabric and are compatible with any of SiteScapes tables. Sunbrella is an industry proven material and offered in variety of colors and patterns.
- › SiteScapes aluminum umbrellas are a permanently mounted umbrella that casts a large shade canopy while providing longevity and structural integrity. These umbrellas require little maintenance or attention after install.
- › SiteScapes solar panel umbrellas provide solar powered USB charging ports, allowing users to stay connected in the outdoor spaces they frequent. Powered by Sunbolt, SiteScapes solar umbrellas are perfect for charging phones, tablets, and laptops on the go.

Materials

- › 1 1/2in Schedule 40 Steel Pipe, Center Pole
- › 1/4 in Steel Plate Mounting Bracket for table installation
- › 1/16in Punched Aluminum Top Panels
- › 1 x 1/4in Steel Flat Bar Supports





WESTPORT

Seating

The WestPort bench utilizes horizontal seat straps. Each 1/4" seat strap is supported and held firmly in place by a series of braces. This type of engineering provides a durable and aesthetically pleasing product in all aspects.

Options

- › 6- or 8-foot length
- › Backed or backless
- › Steel bar, cast iron, or steel radius loop ends, or armless
- › Optional center armrest
- › Powder coat or DuraCoat finish in choice of color

Materials

- › Seat Straps
 - 1/4" x 1 1/2" steel flat bar
- › Support Pipe
 - 1" dia. schedule 40 steel tubing
- › End Units – 1" square solid steel bar
- › Foot Plates
 - 1/4" x 1 1/2" stainless steel



Steel Bar Ends



Cast Iron Ends



No Armrests



Steel Loop Ends



Backless



Backless Cast Iron Ends

WESTPORT



Receptacles

The WestPort receptacle's unique shape and style set it apart from other receptacles. The WestPort is surrounded by a durable solid square bar framework and makes use of horizontal steel straps.

Options

- › Top opening or side door with lock
- › Flat, dome or ash top
- › Powder coat or DuraCoat finish in choice of colors
- › Recycling options available on all receptacles

Materials

- › Horizontal Straps
 - 1/4" x 1" steel flat bar
- › Top Support
 - 1" dia. schedule 40 steel tubing
- › Bottom Support Bars
 - 5/16" x 3/4" steel flat bar
- › Side Support Bars
 - 1" sq. steel flat bar
- › Lid – .083 wall steel lid
- › Surface Mount Plates
 - 5/16" x 1 1/2" stainless steel
- › Liner – high density polyethylene with handles



Flat Top



Dome Top



Ash Top



WESTPORT



Tables

WestPort tables utilize a classic park table tubing frame and the horizontal steel straps that are signature to the collection. These picnic style tables are perfect for shared sitting in parks or campuses

Options

- › 6- or 8- foot table length
- › 4-, 6- or 8- foot bench length
- › Optional umbrella with fixture and hardware
- › Powder coat or DuraCoat finish in choice of colors

Materials

- › Table Top/Seat Straps
 - 3/16" x 1 1/2 & 3 Flat Bar
- › End Unit Tubing
 - 2 3/8" x .154 Wall Steel Tubing
- › Support Angles
 - 2" x 3" x 1/4 Steel Angle
- › Support Tube
 - 1.315" x .133 Wall Steel Tubing



FALLCREEK

Seating

FallCreek park benches consists of a square tubing framework and a simple vertical pattern. Bench patterns are laser-cut and can be customized to included neighborhood logos or simple graphics. Styles include Backed and arch Back.

Options


- › 6- or 8-foot length
- › Optional center armrest
- › Powder coat or DuraCoat finish in choice of colors

Materials

- › Frame - 1 1/2" Sq. x 11ga. wall steel tubing
- › Panels - 7ga. Steel sheet metal
- › Foot plates - 1/4" x 1 1/2" stainless steel bar
- › Standard 6' and 8' lengths



Backed



Arch Backed



CANOPY

SEATING

Lightweight and stylish, the canopy bench series features cast aluminum ends and punched aluminum seats.

Options

- › 6- or 8-foot lengths
- › Backed or backless
- › Optional end armrests
- › Powder coat or DuraCoat finish in choice of colors

Materials

- › End Units – cast aluminum
- › Perforated Seat – 1/8" aluminum sheet
- › Seat Supports – 1/4" aluminum plate
- › Support Pipe – 1" solid aluminum round bar



Backed



Backless

AVONDALE



AVONDALE

Seating

Avondale benches utilize Ipe hardwood seating. This Brazilian hardwood weathers to a smooth and attractive finish while remaining extremely resistant to decay and insects. Recycled plastic or bamboo can be substituted for wood on any Avondale product.

Options

- › 6- or 8-foot length
- › Backed or backless
- › Steel bar, cast iron, or steel radius loop ends, or armless pedestal-mounted
- › Optional center armrest
- › Powder coat or DuraCoat finish in choice of color

Materials

- › Seat Straps – 1"x4" Ipe hardwood, recycled plastic, or bamboo
- › Support Pipe – 1" dia. schedule 40 steel tubing
- › End units – 1" square solid steel bar
- › Foot Plates – 1/4" x 1 1/2" stainless steel
- › No visible hardware on seating or backrest surfaces

Standard Plastic Colors Available:

Cherry Wood, Cedar, Weathered Wood, and Slate Gray.





Steel Bar Ends



Cast Iron Ends



Steel Radius Ends



Pedestal Mount



Backless Steel Bar Ends



Backless Cast Iron Ends



Backless Pedestal Mount

AVONDALE



Tables

Avondale wood and recycled plastic picnic tables provide traditional group sitting options with bench seating perfect for parks and natural settings. Avondale round and square tables are available with standard stainless steel tops.

Options

- > Table size from 36- to 96-inches
- > Round, square, ribbon or rectangular table top shape
- > Variety of seating capacities or without seating
- > Freestanding-, surface- or embedded-mount
- > Powder coat or DuraCoat finish in choice of colors
- > ADA accessible options available on all tables

Materials

Avondale Table materials vary greatly by build and configuration. Please refer to each item for product-specific details.



Carousel Round



Carousel Square



Picnic with Steel Tubing



Picnic



AVONDALE



Receptacles

The Avondale receptacles are durable trash containers featuring wood, recycled plastic or bamboo vertical slats. Avondale receptacles will promote a green, litter-free environment.

Options

- › Surface-, surface pedestal- or embedded pedestal-mount
- › Flat, dome, ash or enclosed top
- › Powder coat or DuraCoat finish in choice of colors

Materials

- › Slats – 2" x 4" recycled plastic, Ipe, or bamboo
- › Interior Support Ring – 7ga. steel
- › Mounting Plates – 1/4" x 1 1/2" stainless steel
- › Lid – 28" o.d. spun steel lid
- › Liner – high density polyethylene



Flat Top



Dome Top



Ash Top



Enclosed Top



JORDAN CREEK

Collection

JordanCreek products consist of a square tubing framework and the signature laser cut JordanCreek pattern and include seating, receptacles, planters, and carousel tables. Pattern are laser-cut and can be customized to included neighborhood logos or simple graphics.

Options

- › 6- or 8-foot length
- › Optional center armrest
- › Powder coat or DuraCoat finish in choice of colors
- › Flat, dome, ash or enclosed top
- › Powder coat or DuraCoat finish in choice of colors
- › 36- or 48-inch table top dimensions
- › Round or square table top
- › Three backed, four backed, three flat, or four flat carousel chairs
- › Optional umbrella with fixture and hardware
- › Powder coat or DuraCoat finish in choice of colors

Materials

- › Solid Table tops
 - Round – 12ga. spun stainless steel table top
 - Square – 7ga. stainless steel table top
- › Center post – 4" Sq. x 1/8" Wall Steel Tubing
- › Frame – 1 1/2" Sq. x 11ga. Wall Steel Tubing
- › Panels – 11ga. Steel Sheet Metal
- › Foot plates – 1/4" x 1 1/2" stainless steel bar
- › Liner – High Density Polyethylene liner with handles



Backed



Backless



Suspended



Carousel



Top Opening



Planter



ARLINGTON

SEATING

Arlington benches feature beautiful decorative cast iron ends with ornamental filigree and looping symmetry. This classic Victorian bench is perfect for historic and traditional projects.

Options

- › 6- or 8-foot length
- › Ipe hardwood or recycled plastic vertical or horizontal strap
- › Optional center armrest
- › Powder coat or DuraCoat finish in choice of colors

Materials

- › Seat Straps – 1/4" x 1 1/2" steel flat bar; or 2" x 3" nominal Ipe or recycled plastic or bamboo
- › Support Straps – 3/8" flat bar support
- › Pipes – 1" dia. schedule 40 steel tubing
- › End Units – 1" cast iron with 9/16" mounting holes



Ipe Wood Slats



Recycled Plastic



Vertical Strap



Horizontal Strap

MERIDIAN



MERIDIAN

Seating / Receptacles

Meridian products feature a heavy duty metal rod structure that is suited for any urban solution. Delivered as a fully assembled, rigid welded unit, products bolt directly to a concrete pad for permanent installation and is virtually vandal resistant.

Bench options

- › 6- or 8-foot length
- › Optional center armrest
- › Powder coat or DuraCoat finish in choice of colors

Receptacles options

- › 40-, 36- or 32-gallon capacity
- › Flat, dome, ash or enclosed top
- › Powder coat or DuraCoat finish in choice of colors

Materials

- › Metal Rods are 5/8" o.d. solid
- › End units are steel bar
- › 1 5/16" support tubes at top and bottom
- › Top ring - 5/8" dia. solid steel round bar
- › Foot plates - 5/16" x 1 1/2" stainless steel
- › Lid - 14 ga. spun steel lid
- › Dome - 12 ga. spun steel dome
- › Ash inlay - 13 ga. stainless steel ash pan
- › Liner - High Density Polyethylene liner with handles



Steel Bar Ends



Cast Iron Ends



Steel Loop Ends



Backless



Backless Cast Ends



Top Opening



NEW YORK



NEW YORK

Tables

New York Style picnic tables utilize Ipe hardwood or recycled plastic lumber and a simple tube framework. New York tables are a perfect, economic fit for parks and other natural settings.

Options

- › 6- or 8-foot table length
- › 4-, 6- or 8-foot bench length
- › Optional umbrella with fixture and hardware
- › Powder coat or DuraCoat finish in choice of colors

Materials

- › Table top – Offered in 2"x10" Ipe hardwood or Recycled Plastic lumber
- › End Unit Tubing – 2 3/8" x .154 wall steel tubing
- › Support Angles – 2" x 3" x 1/4 Steel Angle
- › Support Tube – 1 5/16 Steel Tube
- › Table Seat Frame – 1 1/2 Steel Tube



HALO



Receptacles

The Halo receptacle combines circular elements to capture multiple design dimensions. Featuring individual decorative rings, each receptacle is handcrafted to provide a classic appeal to any site.

Options

- › 40- or 36- gallon capacity
- › Top opening, side door with latch or side door with lock
- › Flat, dome, ash or enclosed top
- › Powder coat or DuraCoat finish in choice of colors
- › Recycling options available on all receptacles

Materials

- › Container - 7ga. laser cut steel sheet
- › Inside support bars - 1/4" x 1/2" steel flat rings
- › Decorative rings - 4" o.d. x 3/8" wall steel rings
- › Foot plates - 1/4" x 1 1/2" stainless steel
- › Lid - 14ga. spun steel dome
- › Ash inlay - 13ga. stainless steel ash pan
- › Liner - High Density Polyethylene liner with handles

CAMBRIDGE



CAMBRIDGE



Receptacles

The space efficient Cambridge receptacle embodies style and elegance, while maintaining a durable steel shell. The compact dimensions of this product allow it to co-exist in settings where space is of the essence, yet sustain a liberal waste capacity.

Options

- › Dome, or ash top
- › Stainless steel, powder coat or DuraCoat finish in choice of colors

Materials

- › 7ga. Steel shell
- › Removable dome lid
- › Ash inlay - 13ga. stainless steel ash pan
- › Liner - High Density Polyethylene liner with handles



ECHO

Bike Parking

These popular serpentine-style racks are rugged and space efficient. Users can park from both sides of the rack, and the Echo can be installed via embedded or surface flange mount.

Options

- › 5-, 7-, 9-, 11- or 13-bike capacity
- › Embedded or surface mount
- › Powder coat, DuraCoat, galvanized or stainless steel finish in choice of colors

Materials

- › Tubing – 2 3/8" dia. schedule 40 steel tubing
- › Foot Plates – 7 1/2" dia. x 1/4" stainless steel

CIRCLE RACK



CIRCLE RACK



Bike Parking

Circle Rack Bike Parking is a single loop style rack named after its simple geometry. Racks can be installed easily in any formation to fit the needs of your space.

Options

- › Embedded or surface mount
- › Powder coat, DuraCoat, galvanized or stainless steel finish in choice of colors

Materials

- › Tubing – 2" schedule 40 steel tubing
- › Foot Plates – 7 1/2" dia. x 1/4" stainless steel



APEX

Bike Parking

The Apex Bike Parking racks feature a fully welded center parking grid for maximum bike security.

Options

- › 2-, 6- or 10-bike capacity
- › Embedded or surface mount
- › Powder coat, DuraCoat, galvanized or stainless steel finish in choice of colors

Materials

- › Tubing – 2 3/8" dia. schedule 40 steel tubing
- › Foot Plates – 7 1/2" dia. x 1/4" stainless steel

ATHENS



ATHENS



Bike Parking

The Athens Bike Parking has a simple and effective square bar design. Athens racks provide security for bike parking with a decorative element, and can be installed in any number of configurations to meet the needs of your space.

Options

- › Optional cross bar
- › Embedded or surface mount
- › Powder coat or DuraCoat finish in choice of colors

Materials

- › Frame – 1" square solid steel bar
- › Foot Plates – 4" x 3/8" stainless steel



BIKE POST

Bike Parking

This space-efficient post can serve as a barrier and a bike rack. Various loop configurations are available and posts can be embedded or surface mounted.

Options

- › 0-, 1- or 2-loops
- › Embedded or surface mount
- › Powder coat or DuraCoat finish in choice of colors

Materials

- › Posts – 4 1/2” o.d. steel tubing
- › Loops – 1” steel tubing
- › Surface Plate – 7 1/2” o.d. steel



A-FRAME

Bike Parking

The A-Frame Bike Parking rack has a single loop style rack in classic “A” shape. A-frame racks can be installed easily in any formation to fit the needs of your space.

Options

- › Embedded or surface mount
- › Powder coat or DuraCoat finish in choice of colors

Materials

- › Tubing – 1 1/2” or 2 3/8” dia. schedule 40 steel tubing
- › Foot Plates – 1/4” stainless steel



CUSTOM

Creative Solutions

We welcome the challenge of turning your unique concept or special need into a reality. Our custom products include the same great quality and attention to detail as our standard offerings and may be exactly what your site is looking for.

From custom lids that can convert any standard receptacle into something that meets your exact needs to custom art projects and installation pieces within your community, we're ready for any project.

Create brand awareness with vinyl decals showcasing your logo. Establish a lasting dedication with a custom cast aluminum plaque. Signage with laser cut lettering and emblems are a cost-effective way to interact with the community, and our custom capabilities allow for endless possibilities.

- › Plaques
- › Laser cut
- › Decals
- › Colors
- › Curves/Radius
- › Lids
- › Angles
- › Lengths
- › Arms
- › Logos
- › Castings
- › Mounting



FINISHES

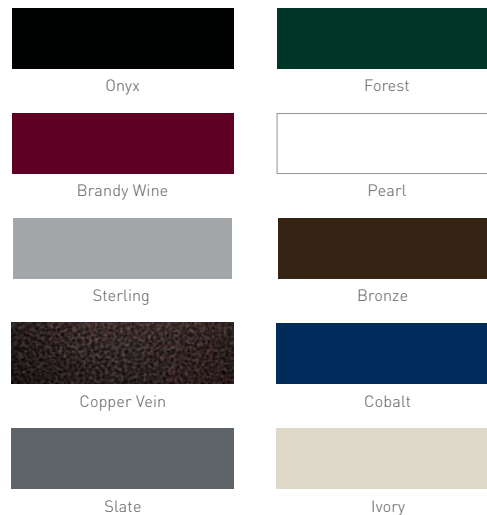
Finishes

SiteScapes, Inc. has a firm understanding that a quality powder coat finish is an essential ingredient to our site furnishings. That is why we offer two varieties of exterior rated, polyester, powder coat finishes for all of our products.

Powder Coat Finish: This protocol of cleansing, sealing, and coating is a 10-step process that creates an extremely corrosion-resistant, polyester finish in your choice of color. This finish makes surfaces impervious to rusting, fading or cracking. The powder coat finish remains virtually maintenance free and is accompanied by a one-year warranty.

DuraCoat Finish: This finish includes all of the process implemented in powder coating including shot blast, phosphatizing and pre-treatment. Additionally, DuraCoat finished products receive a zinc-rich epoxy undercoat that is applied prior to the TGIC polyester colored top coat. This provides a corrosion-resistant layer to seal all welded joints and surfaces. The end result is an extremely durable abrasion-resistant coating that is accompanied by a five-year warranty. DuraCoat finish is highly recommended for high salt content environments.

Standard Powder Options



Recycled Plastic Options

Standard Color Options: Cherry Wood, Cedar, Weathered Wood, and Slate Gray.



Premium Woodgrain Colors Options: Brazillian Walnut, Walnut, Antique Mahogany, Coastal Gray, and Driftwood Gray



Colors shown are only a representation of standard colors offered and should not be used as a substitute for manufacturer provided paint chips or samples.

*Custom colors available upon request

WARRANTY

Limited Warranties

Limited 20 year warranty against structural failure of steel bench frames or steel bench assemblies, table frames, trash receptacle frames and planter frames. Limited 10 year breakage warranty on all ductile cast iron bench ends and components. Limited 5 year warranty against structural failure of any aluminum assemblies, frames or components. Limited 3 year warranty against structural failure of all bicycle racks. SiteScapes, Inc. liability and the buyer's remedy under these warranties are limited to the repair, replacement or refund of the purchase price, at SiteScapes option, of products determined in SiteScapes reasonable judgment

to be defective in workmanship or materials. SiteScapes will not be held responsible for the costs incurred in labor to remove, install, or replace the alleged defective product. SiteScapes warranties do not cover any defects or failures resulting from vandalism, negligence, accidents, abuse, lack of maintenance, improper use or installation, or unapproved modifications and repairs. In addition, SiteScapes will not be held liable for ANY damage or injury as a result of product that is not permanently anchored in place or not anchored properly.





SiteScapesOnline.com

SiteScapes Inc.
info@sitescapesonline.com
888.331.9464



SITESCAPES